
































IAME SERIES FRANCE (Round 2)  
X30 Master / Gentleman  
Essais Qualificatifs  
Classement de la séance

Cl	N°	Pilote	Nat	Meilleur S1	Meilleur S2	Meilleur S3	Temps idéal	Temps	Ecart	Tour
1	414	RICCI Thomas		14.593	17.562	16.805	48.960	<b>49.032</b>		5
2	411	JEAN BAPTISTE Vincent		14.699	17.706	16.753	49.158	<b>49.199</b>	+0.167	6
3	401	CHAPON Eric		14.664	17.696	16.770	49.130	<b>49.203</b>	+0.171	4
4	455	BIDARD Maxime		14.620	17.694	16.837	49.151	<b>49.227</b>	+0.195	6
5	436	RENAUX Johan		14.642	17.636	16.821	49.099	<b>49.277</b>	+0.245	10
6	407	BIELANDE Sébastien		14.700	17.709	16.882	49.291	<b>49.333</b>	+0.301	5
7	429	HELLAOUET Sébastien		14.680	17.689	16.897	49.266	<b>49.352</b>	+0.320	7
8	519	LE FLOCH François	 	14.694	17.692	16.807	49.193	<b>49.357</b>	+0.325	6
9	404	BOURDON Mathieu		14.771	17.750	16.731	49.252	<b>49.388</b>	+0.356	6
10	422	QUINQUET Gildas		14.684	17.704	17.071	49.459	<b>49.507</b>	+0.475	5
11	502	RUNGET Willy	 	14.773	17.803	16.930	49.506	<b>49.581</b>	+0.549	6
12	431	TURKINSON Gary		14.738	17.780	16.952	49.470	<b>49.606</b>	+0.574	10
13	410	GIMENO Christophe		14.835	17.710	16.922	49.467	<b>49.640</b>	+0.608	4
14	484	LEBOURG Jefferson		14.839	17.925	16.929	49.693	<b>49.704</b>	+0.672	4
15	520	POUQUET Jean-Philippe	 	14.801	17.966	16.915	49.682	<b>49.753</b>	+0.721	6
16	571	DARBONVILLE Franck	 	14.731	17.892	17.064	49.687	<b>49.795</b>	+0.763	6
17	578	COLLIGNON Guy	 	14.935	17.848	16.993	49.776	<b>49.820</b>	+0.788	8
18	456	KERHERVE Alain		14.776	17.910	17.144	49.830	<b>49.905</b>	+0.873	4
19	557	ABIVEN Thierry	 	14.917	17.859	17.024	49.800	<b>49.979</b>	+0.947	9
20	423	FONTENAY Grégory		14.926	17.894	16.984	49.804	<b>50.014</b>	+0.982	5
21	458	MARTIN Sébastien		14.946	18.002	17.015	49.963	<b>50.060</b>	+1.028	6
22	570	BRETON NAGEL Ludovic	 	14.874	18.006	17.028	49.908	<b>50.122</b>	+1.090	4
23	432	PIROUX Frédéric		14.855	17.981	17.213	50.049	<b>50.231</b>	+1.199	6
24	446	LE BOUDEC Vincent		15.026	18.090	17.026	50.142	<b>50.377</b>	+1.345	4

Pas de temps

509	IPERTI David	 								
-----	--------------	---	--	--	--	--	--	--	--	--

Sous réserve de fait sportif ou contrôle technique

Le Chronométrage

Heure d'affichage

Le Président du Collège

IAME SERIES FRANCE (Round 2)  
X30 Master / Gentleman  
Essais Qualificatifs  
Historique

N° Tour Secteur 1 Secteur 2 Secteur 3 Temps

**401 CHAPON Eric**

START					
401	1		21.940	21.721	
401	2	19.746	21.780	17.806	59.332
401	3	15.180	18.051	16.889	50.120
401	4	14.685	17.748	16.770	49.203
401	5	14.876	18.753	16.851	50.480
401	6	14.664	17.767	16.809	49.240
401	7	14.773	17.696	16.783	49.252
401	8	16.480	18.239	19.499	54.218
401	9	14.762	17.772	16.827	49.361
401	10	14.687	17.769	16.899	49.355
401	11	16.941	23.233	24.339	1:04.513
FINISH					

**404 BOURDON Mathieu**

START					
404	1		21.310	22.091	
404	2	19.973	20.119	17.398	57.490
404	3	15.240	18.145	16.790	50.175
404	4	14.952	17.909	16.731	49.592
404	5	15.088	17.978	16.787	49.853
404	6	14.829	17.750	16.809	49.388
404	7	14.879	17.849	16.931	49.659
404	8	14.864	17.849	16.962	49.675
404	9	14.771	17.886	16.938	49.595
404	10	14.891	17.877	16.895	49.663
404	11	14.810	17.879	16.995	49.684
FINISH					
404	12	14.841	17.995	17.664	50.500

**407 BIELANDE Sébastien**

START					
407	1		23.380	19.862	
407	2	15.865	19.463	17.270	52.598
407	3	15.267	17.951	17.000	50.218
407	4	14.824	17.774	16.932	49.530
407	5	14.700	17.709	16.924	49.333
407	6	14.723	17.840	16.882	49.445
407	7	14.976	17.983	16.939	49.898
407	8	14.981	17.870	17.111	49.962
407	9	15.703	18.800	17.206	51.709
407	10	14.765	17.800	16.936	49.501
FINISH					

N° Tour Secteur 1 Secteur 2 Secteur 3 Temps

**410 GIMENO Christophe**

START					
410	1		21.602	21.058	
410	2	17.345	22.472	17.473	57.290
410	3	15.895	18.109	17.077	51.081
410	4	14.991	17.710	16.939	49.640
410	5	15.032	17.910	16.922	49.864
410	6	15.069	17.847	16.958	49.874
410	7	14.835	17.885	16.988	49.708
410	8	15.495	17.896	17.144	50.535
410	9	15.313	18.031	17.167	50.511
410	10	14.966	17.965	17.237	50.168
FINISH					

**411 JEAN BAPTISTE Vincent**

START					
411	1		22.797	19.165	
411	2	15.726	19.028	17.222	51.976
411	3	15.107	17.954	16.841	49.902
411	4	15.139	17.879	16.957	49.975
411	5	14.779	17.713	16.875	49.367
411	6	14.699	17.706	16.794	49.199
411	7	14.936	17.843	16.753	49.532
411	8	15.082	17.894	17.073	50.049
411	9	15.235	17.754	16.977	49.966
411	10	14.786	17.721	16.980	49.487
FINISH					

**414 RICCI Thomas**

START					
414	1		24.875	21.007	
414	2	16.651	18.681	17.160	52.492
414	3	14.845	17.861	16.880	49.586
414	4	14.593	17.734	16.805	49.132
414	5	14.642	17.562	16.828	49.032
414	6	14.607	17.581	16.910	49.098
414	7	14.616	17.675	16.819	49.110
414	8	14.811	18.504	17.239	50.554
414	9	14.623	17.755	16.947	49.325
414	10	14.707	17.693	16.890	49.290
FINISH					
414	11	15.488	19.688	18.325	53.501

IAME SERIES FRANCE (Round 2)

X30 Master / Gentleman

Essais Qualificatifs

Historique

N°	Tour	Secteur 1	Secteur 2	Secteur 3	Temps
<b>422 QUINQUET Gildas</b>					
START					
422	1		<b>22.460</b>	<b>20.398</b>	
422	2	<b>16.861</b>	<b>18.557</b>	<b>17.473</b>	<b>52.891</b>
422	3	<b>15.002</b>	<b>17.857</b>	<b>17.146</b>	<b>50.005</b>
422	4	<b>14.721</b>	<b>17.777</b>	<b>17.073</b>	<b>49.571</b>
422	5	<b>14.707</b>	<b>17.729</b>	<b>17.071</b>	<b>49.507</b>
422	6	<b>14.684</b>	17.746	17.110	49.540
422	7	14.772	<b>17.704</b>	17.237	49.713
422	8	14.717	17.714	17.158	49.589
422	9	14.724	17.837	17.197	49.758
422	10	14.768	17.749	17.117	49.634
FINISH					
422	11	14.774	17.782	17.381	49.937

N°	Tour	Secteur 1	Secteur 2	Secteur 3	Temps
<b>423 FONTENAY Grégory</b>					
START					
423	1		<b>23.792</b>	<b>19.717</b>	
423	2	<b>16.214</b>	<b>18.918</b>	<b>17.657</b>	<b>52.789</b>
423	3	<b>15.218</b>	<b>18.244</b>	<b>17.316</b>	<b>50.778</b>
423	4	<b>15.140</b>	18.297	<b>16.984</b>	<b>50.421</b>
423	5	<b>14.926</b>	<b>18.009</b>	17.079	<b>50.014</b>
423	6	15.325	18.310	17.014	50.649
423	7	15.083	18.047	17.168	50.298
423	8	14.964	<b>17.945</b>	17.254	50.163
423	9	15.158	<b>17.894</b>	17.171	50.223
423	10	15.076	18.022	17.090	50.188
423	11	18.598	24.863	21.964	1:05.425
FINISH					

N°	Tour	Secteur 1	Secteur 2	Secteur 3	Temps
<b>429 HELLAOUET Sébastien</b>					
START					
429	1		<b>20.466</b>	<b>19.032</b>	
429	2	<b>16.132</b>	<b>18.941</b>	<b>17.348</b>	<b>52.421</b>
429	3	<b>14.894</b>	<b>17.938</b>	<b>17.095</b>	<b>49.927</b>
429	4	<b>14.716</b>	<b>17.834</b>	<b>16.899</b>	<b>49.449</b>
429	5	14.744	<b>17.689</b>	16.943	<b>49.376</b>
429	6	<b>14.693</b>	17.804	<b>16.897</b>	49.394
429	7	<b>14.692</b>	17.691	16.969	<b>49.352</b>
429	8	<b>14.680</b>	17.699	17.091	49.470
429	9	14.689	17.870	17.029	49.588
429	10	14.752	19.434	16.990	51.176
429	11	14.707	17.777	16.939	49.423
FINISH					
429	12	18.124	19.789	18.037	55.950

N°	Tour	Secteur 1	Secteur 2	Secteur 3	Temps
<b>431 TURKINSON Gary</b>					
START					
431	1		<b>23.397</b>	<b>19.648</b>	
431	2	<b>15.742</b>	<b>20.142</b>	<b>17.225</b>	<b>53.109</b>
431	3	<b>14.994</b>	<b>18.073</b>	<b>16.977</b>	<b>50.044</b>
431	4	<b>14.878</b>	<b>17.993</b>	<b>16.952</b>	<b>49.823</b>
431	5	14.959	18.546	17.075	50.580
431	6	<b>14.790</b>	<b>17.939</b>	17.086	<b>49.815</b>
431	7	14.818	<b>17.796</b>	17.061	<b>49.675</b>
431	8	<b>14.751</b>	<b>17.780</b>	17.370	49.901
431	9	14.817	17.833	17.019	<b>49.669</b>
431	10	14.791	17.795	17.020	<b>49.606</b>
431	11	14.808	17.925	17.434	50.167
FINISH					
431	12	<b>14.738</b>	17.855	17.145	49.738

N°	Tour	Secteur 1	Secteur 2	Secteur 3	Temps
<b>432 PIROUX Frédéric</b>					
START					
432	1		<b>20.471</b>	<b>18.238</b>	
432	2	<b>15.910</b>	<b>20.301</b>	31.814	<b>1:08.025</b>
432	3	<b>15.464</b>	<b>18.405</b>	<b>17.323</b>	<b>51.192</b>
432	4	<b>15.196</b>	<b>18.097</b>	<b>17.268</b>	<b>50.561</b>
432	5	<b>14.897</b>	18.143	17.320	<b>50.360</b>
432	6	14.906	18.112	<b>17.213</b>	<b>50.231</b>
432	7	15.021	<b>17.981</b>	17.243	50.245
432	8	<b>14.889</b>	18.193	17.236	50.318
432	9	14.974	18.098	17.341	50.413
432	10	<b>14.855</b>	18.249	17.300	50.404
432	11	15.010	18.079	17.348	50.437
FINISH					
432	12	14.979	18.249	17.700	50.928

N°	Tour	Secteur 1	Secteur 2	Secteur 3	Temps
<b>436 RENAUX Johan</b>					
START					
436	1		<b>24.276</b>	<b>19.699</b>	
436	2	<b>15.919</b>	<b>19.175</b>	<b>17.460</b>	<b>52.554</b>
436	3	<b>14.983</b>	<b>18.057</b>	<b>16.880</b>	<b>49.920</b>
436	4	<b>14.756</b>	<b>17.777</b>	<b>16.821</b>	<b>49.354</b>
436	5	15.119	17.877	16.824	49.820
436	6	15.169	18.206	16.888	50.263
436	7	<b>14.692</b>	<b>17.754</b>	16.902	<b>49.348</b>
436	8	15.156	<b>17.636</b>	17.068	49.860
436	9	14.709	17.745	16.864	<b>49.318</b>
436	10	<b>14.681</b>	17.697	16.899	<b>49.277</b>
436	11	14.830	17.703	16.948	49.481
FINISH					
436	12	<b>14.642</b>	17.738	16.949	49.329

IAME SERIES FRANCE (Round 2)

X30 Master / Gentleman

Essais Qualificatifs

Historique

N°	Tour	Secteur 1	Secteur 2	Secteur 3	Temps
<b>446 LE BOUDEC Vincent</b>					
START					
446	1		21.544	19.571	
446	2	18.743	20.757	17.984	57.484
446	3	15.658	18.382	17.095	51.135
446	4	15.134	18.137	17.106	50.377
446	5	15.354	18.170	17.026	50.550
446	6	15.026	18.360	17.541	50.927
446	7	15.540	18.111	17.120	50.771
446	8	15.273	18.193	17.842	51.308
446	9	15.252	18.090	17.136	50.478
446	10	15.111	18.375	17.218	50.704
FINISH					

N°	Tour	Secteur 1	Secteur 2	Secteur 3	Temps
<b>455 BIDARD Maxime</b>					
START					
455	1		24.852	18.399	
455	2	16.194	20.815	17.121	54.130
455	3	15.131	17.835	16.837	49.803
455	4	14.987	17.719	17.029	49.735
455	5	14.770	17.713	16.883	49.366
455	6	14.666	17.694	16.867	49.227
455	7	14.620	17.719	16.967	49.306
455	8	14.815	18.299	19.194	52.308
455	9	14.681	17.701	17.002	49.384
455	10	14.642	17.774	17.192	49.608
FINISH					

N°	Tour	Secteur 1	Secteur 2	Secteur 3	Temps
<b>456 KERHERVE Alain</b>					
START					
456	1		21.720	20.175	
456	2	15.880	18.430	17.367	51.677
456	3	15.022	18.097	17.159	50.278
456	4	14.851	17.910	17.144	49.905
456	5	14.783	18.025	17.173	49.981
456	6	14.893	18.341	17.204	50.438
456	7	14.829	17.978	17.244	50.051
456	8	14.862	17.928	17.144	49.934
456	9	14.776	17.979	17.391	50.146
456	10	14.955	17.969	17.192	50.116
456	11	15.065	18.046	17.245	50.356
FINISH					
456	12	15.248	17.971	17.411	50.630

N°	Tour	Secteur 1	Secteur 2	Secteur 3	Temps
<b>458 MARTIN Sébastien</b>					
START					

N°	Tour	Secteur 1	Secteur 2	Secteur 3	Temps
458	1		24.557	19.141	
458	2	16.515	20.128	18.380	55.023
458	3	15.653	18.316	17.219	51.188
458	4	15.231	18.002	17.015	50.248
458	5	14.946	18.326	17.239	50.511
458	6	15.011	18.032	17.017	50.060
458	7	15.094	18.099	17.150	50.343
458	8	14.982	18.072	17.170	50.224
458	9	15.096	18.062	17.176	50.334
458	10	15.364	18.068	17.193	50.625
458	11	15.251	18.252	17.860	51.363
FINISH					

N°	Tour	Secteur 1	Secteur 2	Secteur 3	Temps
<b>484 LEBOURG Jefferson</b>					
START					
484	1		23.793	19.768	
484	2	15.997	19.620	17.227	52.844
484	3	15.070	18.041	16.992	50.103
484	4	14.850	17.925	16.929	49.704
484	5	14.850	19.695	30.207	1:04.752
484	6	15.643	22.224	17.169	55.036
484	7	14.875	18.022	17.009	49.906
484	8	14.839	18.127	17.044	50.010
484	9	15.067	18.489	17.318	50.874
484	10	14.936	18.066	17.171	50.173
484	11	14.896	18.165	17.115	50.176
FINISH					
484	12	15.128	19.055	18.006	52.189

N°	Tour	Secteur 1	Secteur 2	Secteur 3	Temps
<b>502 RUNGET Willy</b>					
START					
502	1		22.472	19.472	
502	2	18.312	19.342	17.657	55.311
502	3	15.345	18.134	17.305	50.784
502	4	14.989	17.906	17.136	50.031
502	5	15.563	17.888	16.959	50.410
502	6	14.825	17.826	16.930	49.581
502	7	14.840	17.803	17.061	49.704
502	8	14.863	17.803	17.101	49.767
502	9	14.773	17.908	17.019	49.700
502	10	15.156	17.912	17.273	50.341
FINISH					

N°	Tour	Secteur 1	Secteur 2	Secteur 3	Temps
<b>519 LE FLOCH François</b>					
START					
519	1		21.942	19.653	

IAME SERIES FRANCE (Round 2)

X30 Master / Gentleman

Essais Qualificatifs

Historique

N°	Tour	Secteur 1	Secteur 2	Secteur 3	Temps
519	2	18.333	20.184	17.481	55.998
519	3	15.194	18.123	17.061	50.378
519	4	14.834	17.843	16.807	49.484
519	5	15.127	17.768	16.967	49.862
519	6	14.694	17.692	16.971	49.357
519	7	14.834	17.766	17.093	49.693
519	8	14.714	17.799	17.140	49.653
519	9	14.783	17.773	16.968	49.524
519	10	14.779	17.816	17.038	49.633
519	11	15.516	17.820	16.886	50.222
FINISH					
519	12	14.850	17.948	17.024	49.822

N°	Tour	Secteur 1	Secteur 2	Secteur 3	Temps
570	1		22.631	19.443	
570	2	16.231	19.194	17.462	52.887
570	3	15.178	18.180	17.028	50.386
570	4	15.087	18.006	17.029	50.122
570	5	15.023	18.378	17.124	50.525
570	6	15.007	18.120	17.093	50.220
570	7	14.874	18.069	17.228	50.171
570	8	15.072	18.106	17.344	50.522
570	9	15.127	18.288	17.282	50.697
570	10	15.192	18.247	17.281	50.720
FINISH					

**571 DARBONVILLE Franck**

**520 POUQUET Jean-Philippe**

START					
520	1		22.953	19.510	
520	2	16.353	18.987	17.652	52.992
520	3	15.190	18.218	16.968	50.376
520	4	14.979	18.225	16.915	50.119
520	5	14.867	17.966	17.103	49.936
520	6	14.801	17.977	16.975	49.753
520	7	14.883	18.016	17.164	50.063
520	8	19.367	25.795	19.913	1:05.075
520	9	15.084	18.135	17.123	50.342
520	10	14.997	18.047	17.169	50.213
520	11	14.875	18.046	16.969	49.890
FINISH					
520	12	15.087	18.096	17.162	50.345

START					
571	1		20.816	18.181	
571	2	16.126	18.777	18.299	53.202
571	3	15.288	18.203	17.064	50.555
571	4	14.924	17.892	17.109	49.925
571	5	14.879	18.067	17.072	50.018
571	6	14.731	17.974	17.090	49.795
571	7	14.914	17.945	17.124	49.983
571	8	14.981	18.069	17.108	50.158
571	9	14.882	17.969	17.170	50.021
571	10	14.920	18.041	17.161	50.122
571	11	15.202	17.959	17.114	50.275
FINISH					
571	12	15.007	20.554	20.222	55.783

**578 COLLIGNON Guy**

**557 ABIVEN Thierry**

START					
557	1		22.515	20.362	
557	2	18.284	21.112	17.973	57.369
557	3	15.457	18.277	17.104	50.838
557	4	15.156	18.131	17.163	50.450
557	5	15.263	18.003	17.035	50.301
557	6	14.985	17.946	17.088	50.019
557	7	15.173	17.964	17.164	50.301
557	8	15.880	18.333	17.171	51.384
557	9	15.096	17.859	17.024	49.979
557	10	14.917	18.041	17.046	50.004
557	11	15.144	18.190	17.211	50.545
FINISH					
557	12	14.994	18.037	17.324	50.355

START					
578	1		22.971	19.647	
578	2	16.226	19.266	18.173	53.665
578	3	15.130	18.005	17.033	50.168
578	4	15.006	17.923	16.996	49.925
578	5	15.098	17.941	17.055	50.094
578	6	14.935	17.880	17.044	49.859
578	7	14.959	17.890	17.029	49.878
578	8	14.973	17.848	16.999	49.820
578	9	14.941	17.996	16.993	49.930
578	10	15.105	17.905	17.038	50.048
578	11	15.167	18.051	17.590	50.808
FINISH					

**570 BRETON NAGEL Ludovic**

START					
-------	--	--	--	--	--